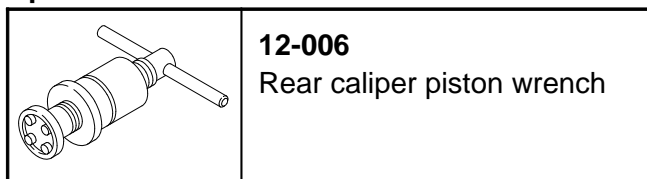




Caliper Assembly – Rear – Remove and Install (One side) (12 253 0)


Special Tools



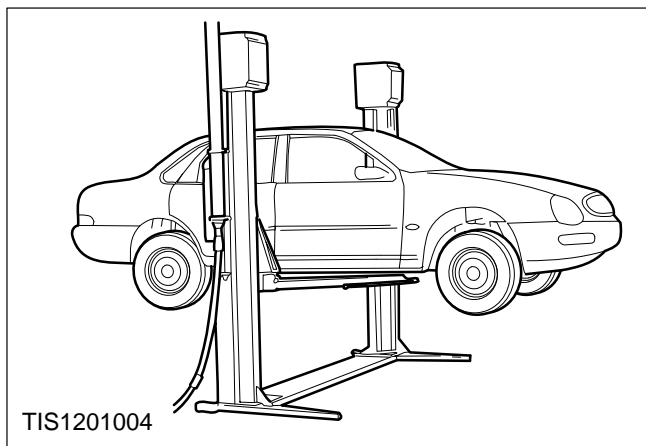
Remove

 **WARNING:** Apply the foot brake at least 20 times to de-pressurise the system.

 **WARNING:** As rear brake system is subjected to high hydraulic pressure the foot brake must not be applied when the caliper is removed.

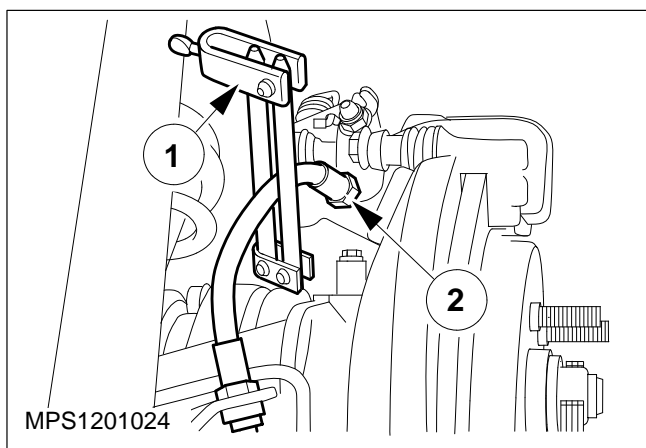
 **CAUTION:** If brake fluid is spilled on the paintwork, the affected area must be immediately washed down with cold water.

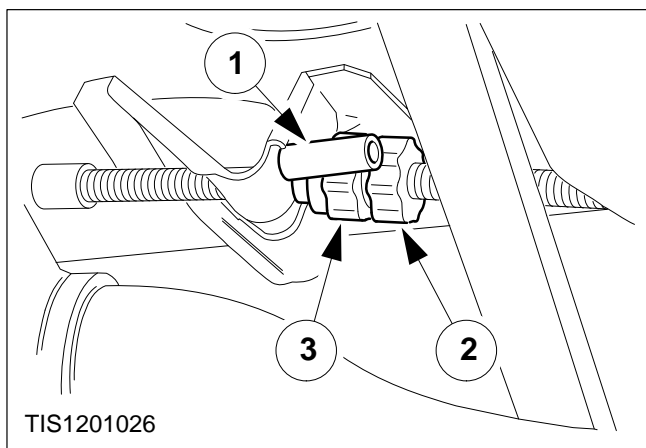
- 1. Slacken the wheel nuts, raise the vehicle and remove the rear road wheel.**



- 2. Slacken the brake hose connection.**

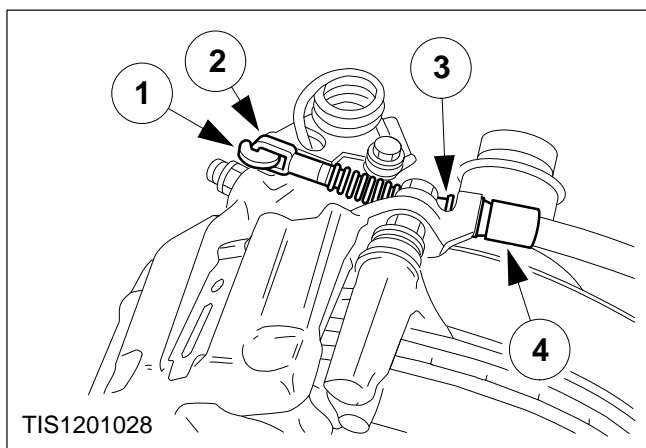
- 1 Clamp the brake hose.
- 2 Slacken the brake hose connection.





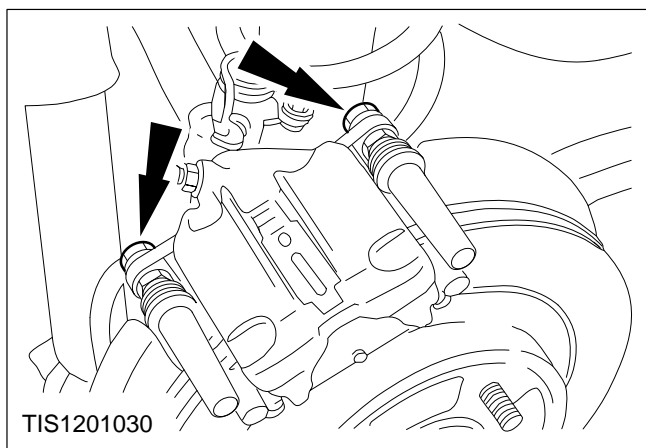
3. De-adjust the handbrake cable.

- 1 Remove the locking pin.
- 2 Slacken the adjuster locknut.
- 3 Slacken the adjuster until the levers on the calipers have returned to their stops.




4. Disconnect the handbrake cable from the caliper.

- 1 Pull back the caliper lever.
- 2 Unhook the handbrake cable from the caliper lever.
- 3 Remove the handbrake cable retaining clips.
- 4 Detach the handbrake cable from the caliper.



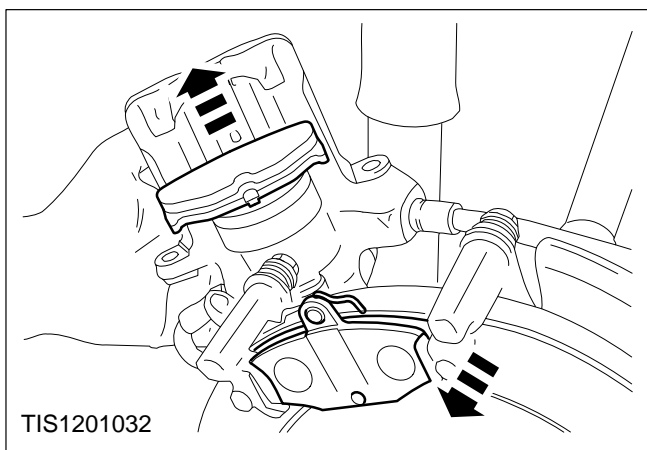
5. Remove the caliper piston housing.



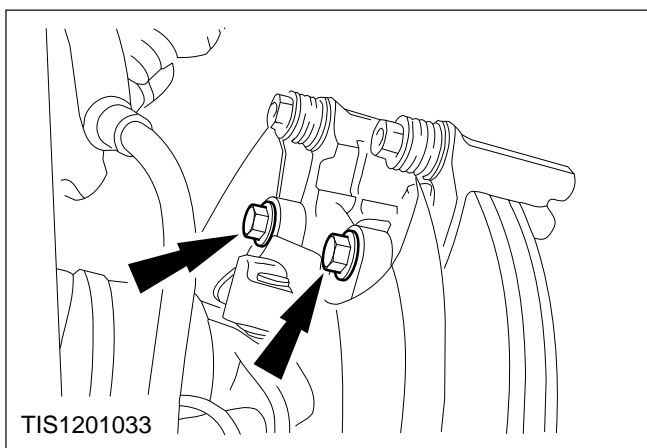
6. Disconnect the brake hose from the piston housing by rotating the piston housing.

Disc Pads – Rear – Replace (one side)
(wheel removed) (12 237 4)

7. Remove the brake pads.

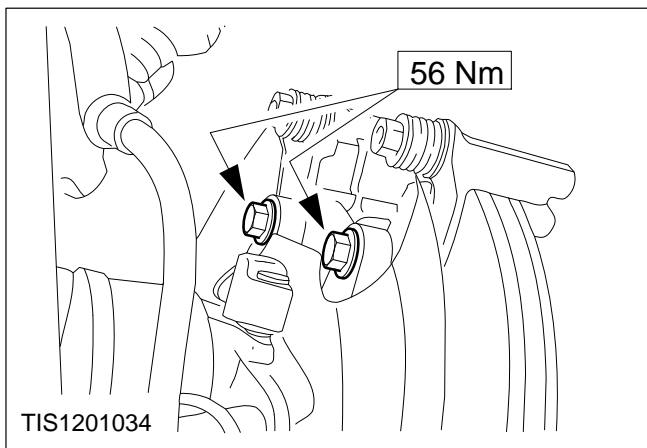


8. Remove the anchor bracket.

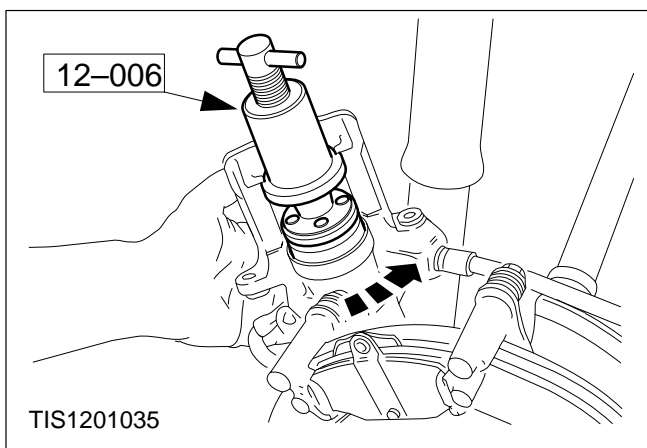


Install

9. Refit the anchor bracket.



10. When fitting new brake pads return the
caliper piston to the fully retracted
position.

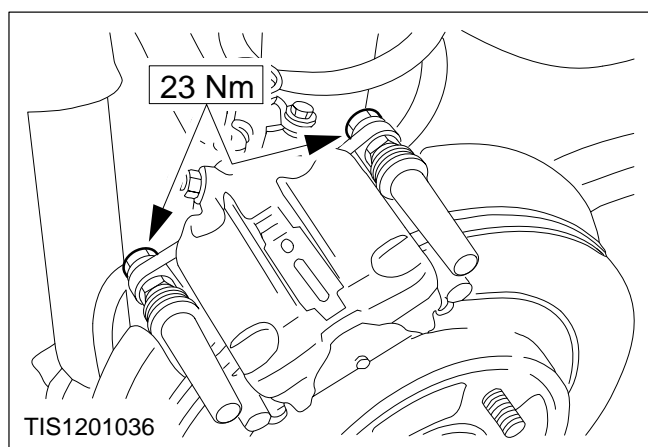


Disc Pads – Rear – Replace (one side)
(wheel removed) (12 237 4)

11. Refit the brake pads.

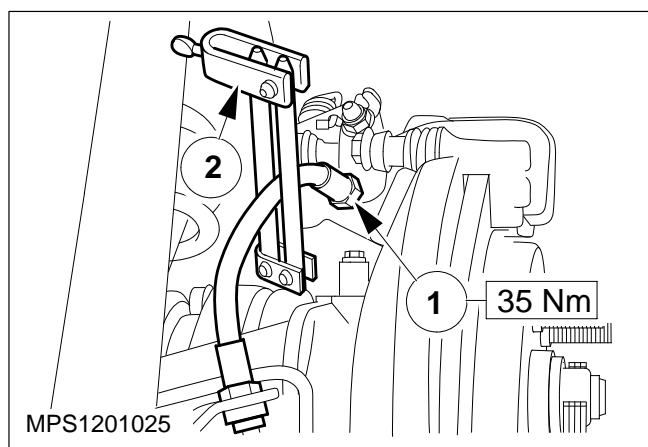
12. Refit the brake hose to the caliper piston housing.

Do not tighten brake hose at this stage.



13. Refit the caliper piston housing.

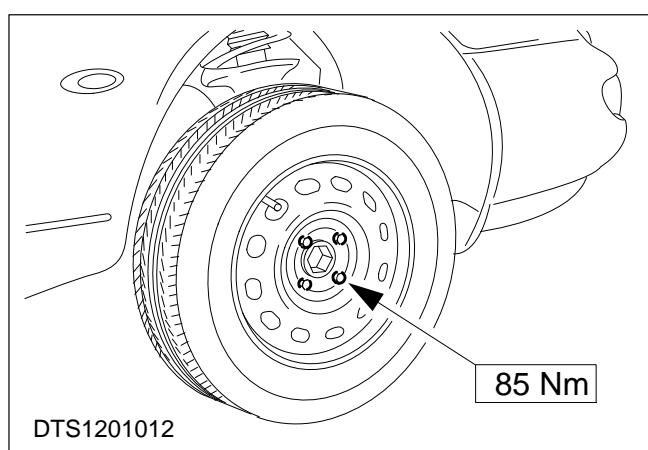
14. Reconnect the handbrake cable to the caliper assembly.



15. Tighten the brake hose connection.

- 1 Tighten the brake hose connection.
- 2 Unclamp the brake hose.

16. Adjust the handbrake as described in Operation No. 12 662 0.



17. Refit the road wheel and lower the vehicle.

18. Bleed the braking system as described in Operation No. 12 141 0.