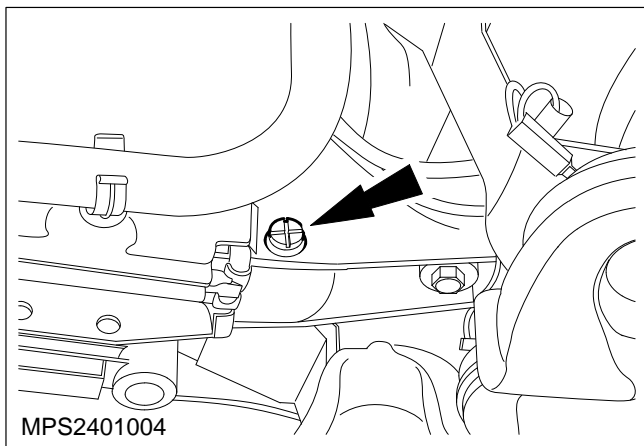
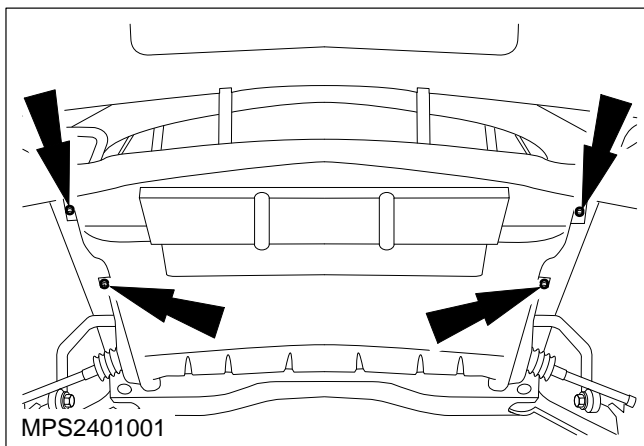


Cooling System – Drain and Refill (24 122 0)

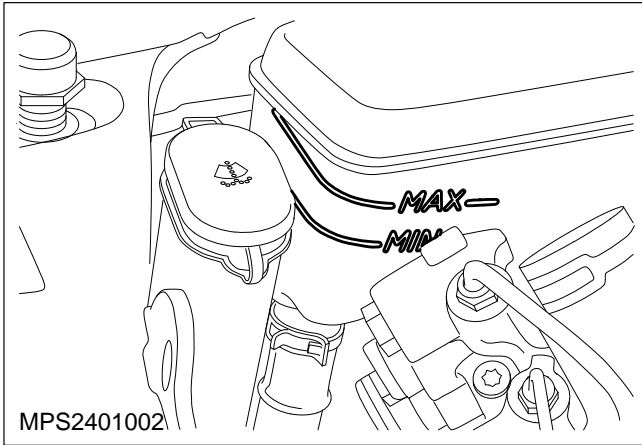
Drain

1. Raise the vehicle.
2. Remove the lower shield if fitted.



⚠ WARNING: When releasing the system pressure, cover the cap with a thick cloth to prevent the possibility of scalding.

3. Drain the cooling system into a suitable container.
 - Undo the radiator drain plug and remove the expansion tank cap.
 - Close the radiator drain plug when the coolant has finished draining.
4. Refit the lower shield if fitted.
5. Lower the vehicle.



Refill

6. Refill the expansion tank to the 'MAX' mark.

7. Start the engine and run until the normal operating temperature is achieved. Check for leaks, allow to cool and then recheck the coolant level.