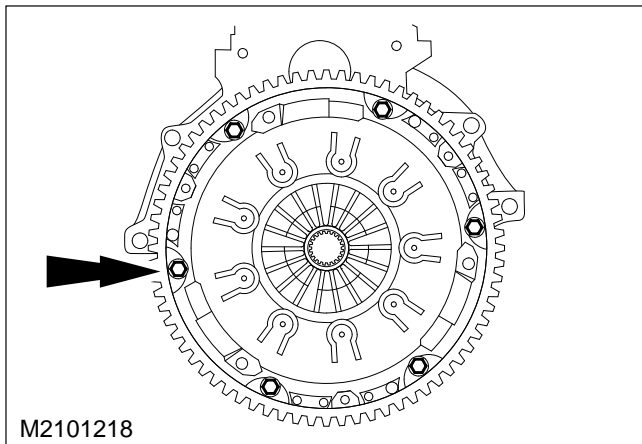
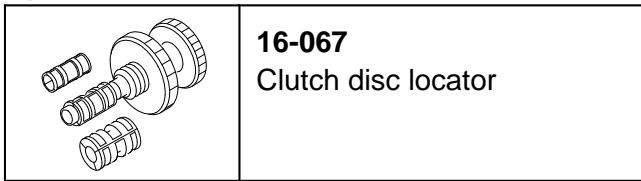


Clutch Disc and Pressure Plate – Remove and Install (Engine or Transmission Removed) (16 724 4)

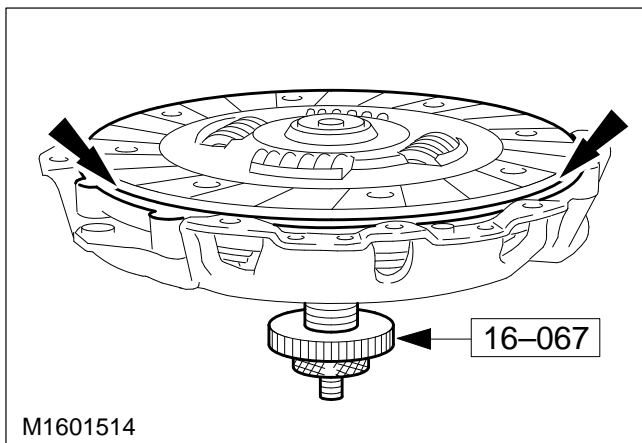
Special Tools



Remove

1. Detach the clutch from the flywheel.

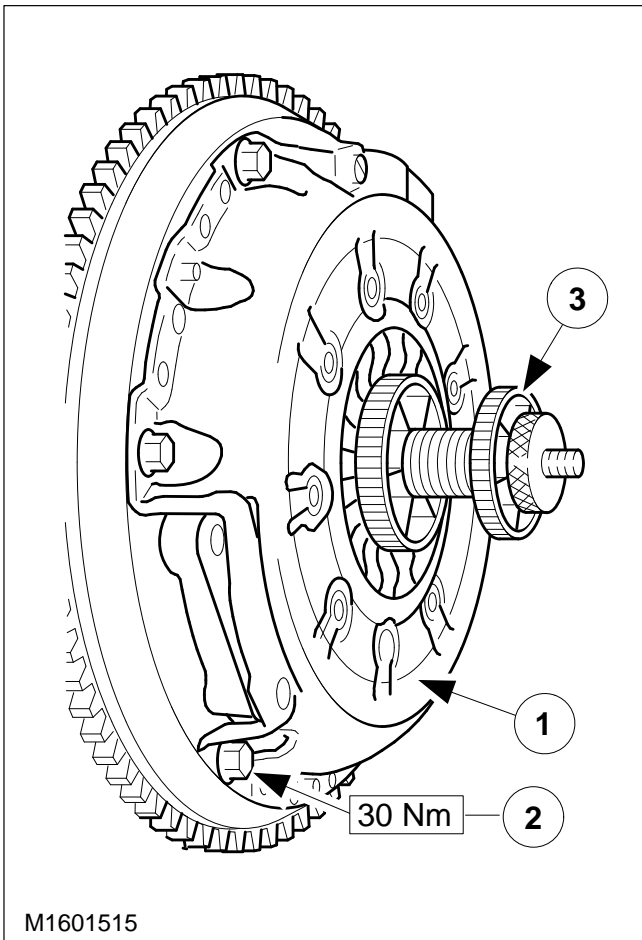
- Slacken the retaining bolts evenly.
- Remove the clutch pressure plate and the clutch disc.



Install

2. Centre the clutch disc.

Centre the clutch disc on the pressure plate and lock it in position with the special tool.



3. Fit the clutch disc and the pressure plate.

- 1 Fit the pressure plate with the special tool and the centred clutch disc onto the locating dowels on the flywheel.
- 2 Tighten the retaining bolts of the pressure plate evenly, working diagonally.
- 3 Remove the special tool.