

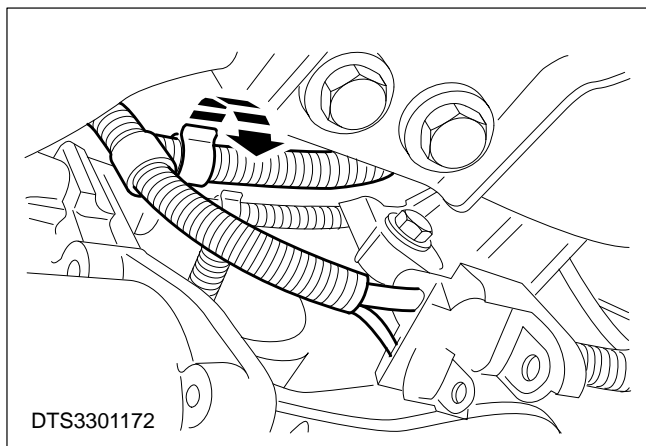
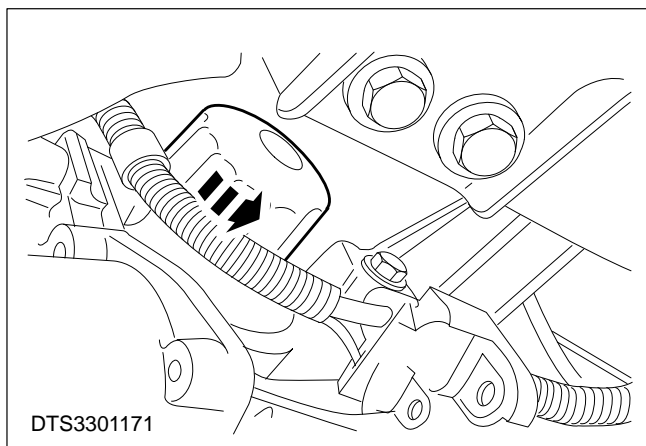
**Switch – Oil Pressure Warning Light (DOHC) – Remove And Install (33 554 0)**

## Remove

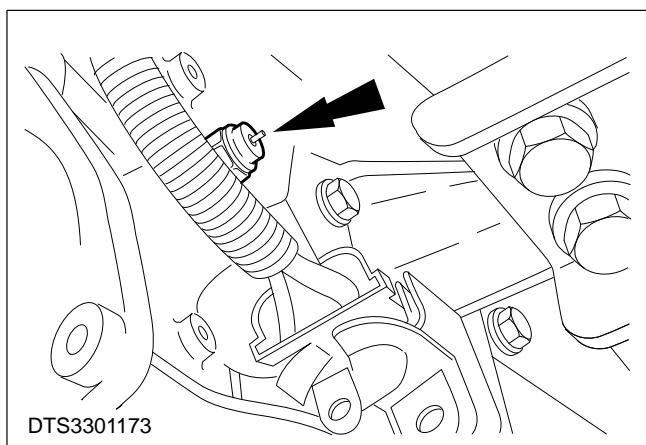
1. Remove the starter motor (refer to Operation Number 26 204 0).

**⚠ CAUTION:** Some oil spillage may occur.

2. Remove the oil filter.



3. Detach the wiring harness from retaining clip.



4. Disconnect and remove the oil pressure switch.

Install

**5. Refit the components in reverse order,**