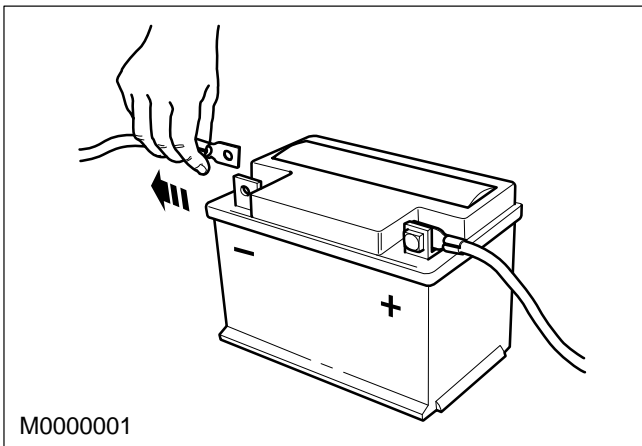
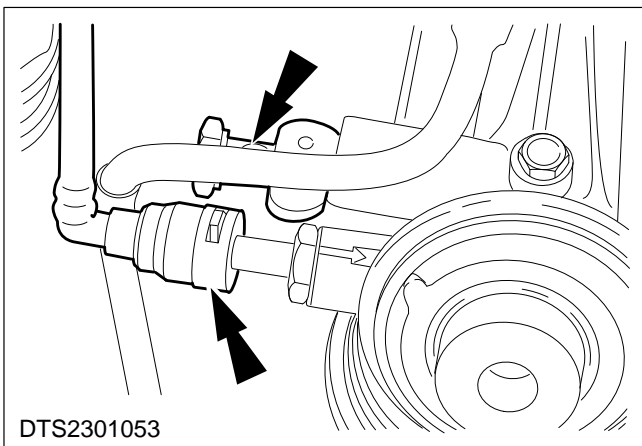
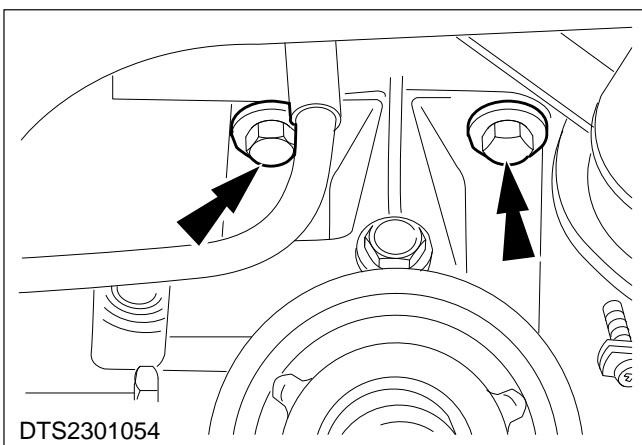


Fuel Filter (Diesel Variants) – Remove and Install (23 545 0)**Remove**

1. Disconnect the battery earth lead.
2. Remove the fuel filter element (refer to Operation No. 23 546 0).



3. Remove the fuel pipes from the filter head.



4. Unscrew the bolts and remove the filter head.

Install

- 5. Refit the components in reverse order.**
- 6. Bleed the fuel system.**